

【From your app】

① Download an interprefy app

Download an app by scanning the QR code below or connecting to "Google Play Store" or "App store" and search for "interprefy". *Free



【From a browser】

① Log in with internet browser

If you wish to use a PC or cannot download an app, scan the QR code below or access to the link below. *Google Chrome recommended.

Login link

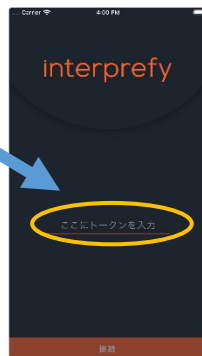
<https://interprefy.interpret.world/user/sign-in>

Click "Log in" on the above from the homepage.



② Enter your provided token and click "CONNECT".

Token :
XXXXXXXX



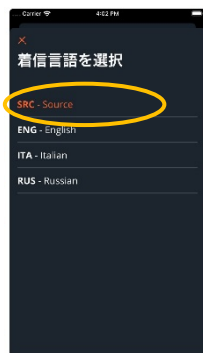
② Enter your provided token and click "CONNECT".

Token :
XXXXXXXX



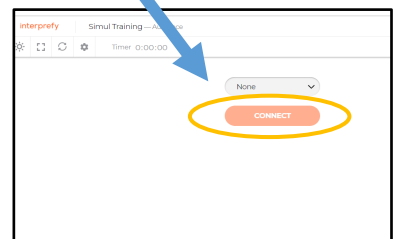
③ Select your language.

Select your preferred language.



③ Select your language.

Select your preferred language.



【NOTE】

- Bluetooth or wireless earphones are NOT RECOMMENDED.
- The sound may be breaking up if Wi-Fi or your carrier network is not strong enough.